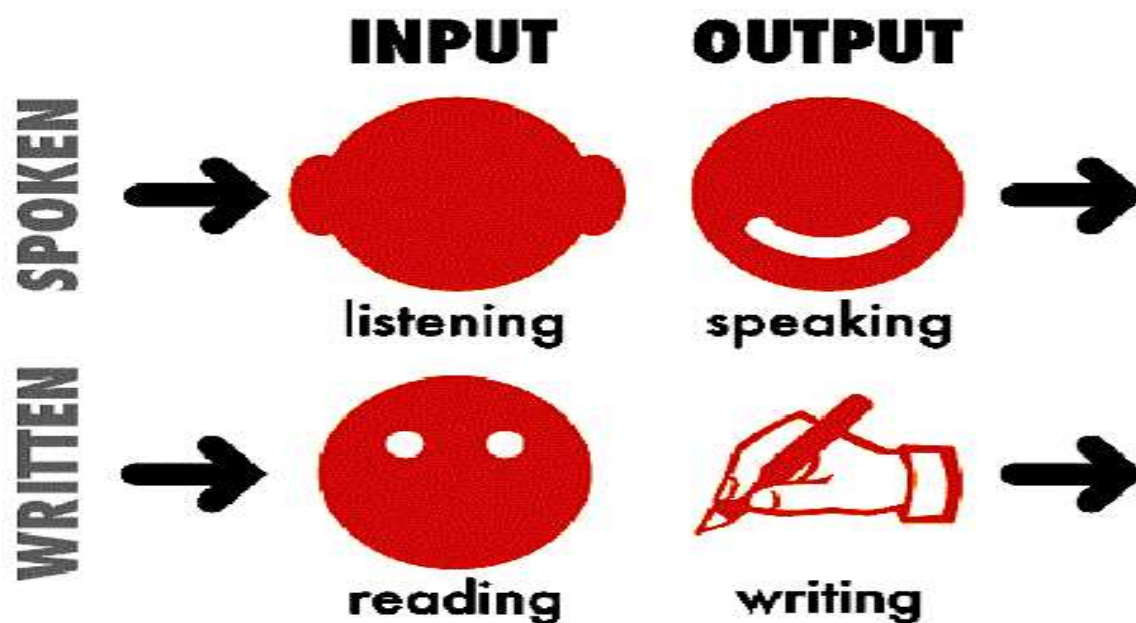
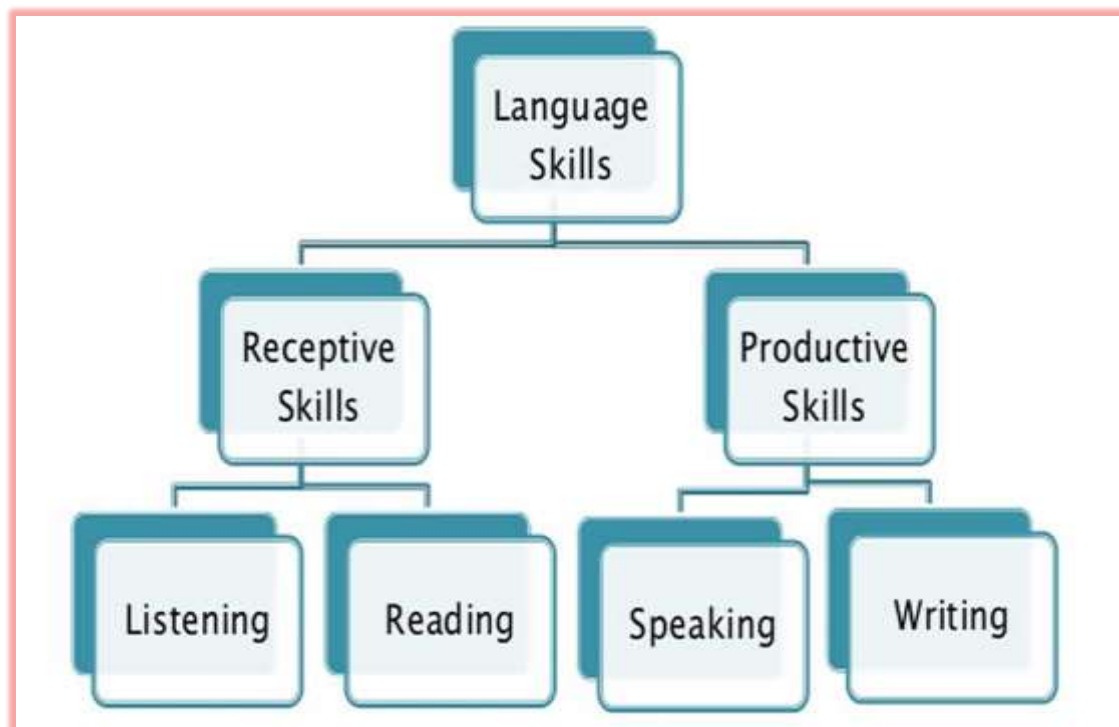




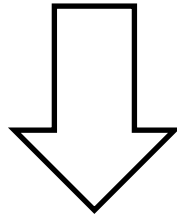
# Teaching Language Skills the Right Way

Prepared by supervisor: Fawzia A. Alghamdi

2018



**Other Skills to be taught!**



**GRAMMAR + VOCABULARY**

**+ PHONICS**



# Teaching Reading

## *The pre-skill*

- Talking about pictures ,posters
- Reading questions
- Class discussion

## *The while -skill*

- Answering questions
- Doing exercises (true/false-choices-completion)
- Predicting

## The post -skill

- Answering questions
- Summarizing
- Role playing

## Reading Practices

Model

Individual

Silent

Choral

Scanning

Skimming

## STRATEGIES

Brain storming / Concept map / Mind map/ Word Splash / Send a problem/1 minute paper/ Jigsaw/ Think puzzle Explore

# Teaching Listening



FOREIGN LANGUAGE TEACHING AND RESEARCH PRESS 外语教学与研究出版社		Xcv
FLTRP		
What are the main stages in a Listening lesson?		
1. <b>Lead in</b> <i>Arouse interest and introduce topic</i>	➡	<b>Pre-listening</b>
2. <b>Pre-task</b> <i>Teach key words/phrases, predict content, etc</i>		
3. <b>1<sup>st</sup> listening</b> <i>Set task to focus on overall understanding</i>		
4. <b>Discuss and give feedback</b>	➡	<b>While-listening</b>
5. <b>2<sup>nd</sup> listening</b> <i>Set task to focus on more detailed understanding</i>		
6. <b>Discuss and give feedback</b>		<b>Post-listening</b>
7. <b>Personal response / language analysis</b>	➡	
		MACMILLAN



# Teaching Writing

## *The pre-skill*

- Class discussion
- Writing the ideas
- Choose the form & appropriate tense.

## *The while -skill*

- Use the correct layout
- Put title ,indentation ,punctuation .

## *The post -skill*

- Prof-reading to correct the mistakes
- Modifying the style .

## **STRATEGIES**

Brain storming

Mind map

Concept map

Word Splash

Graphic organizers

Story starters

Note taking

....etc

# Teaching GRAMMAR



## How to Teach Grammar: What Methods Are Quickest and Easiest?

Teaching grammar is an essential part of school education or adult learning. Without good grammar, spoken or written words lose much of their meaning and most of their value. Grammar is a very important thing to get right, and teachers should take extra care to impart proper grammar to all their students. Sadly, grammar is often seen as a difficult and boring subject and one popular method of teaching is to just repeat the correct grammar for a certain situation over and over until it is memorized and able to be repeated, like a parrot. This is dull for both teachers and students, and often only results in the students being able to repeat what they have learned, rather than resulting in a complete understanding that can be applied to all situations.

*English grammar is very complex, and all its complexities cannot truly be learned by rote, they must be really understood – and understanding is most easily achieved when students are engaged, interested and having fun during a lesson.*

Word puzzles are a useful and interactive method whereby students can learn all sorts of important parts of English grammar. They can be used to encourage students to identify and understand various parts of a sentence; grammatical concepts like synonyms, tenses and conjugations; or incorrectly used grammar. Word puzzles such as crosswords are easily modified to suit all age and skill levels and introduce an element of fun competition into the learning process, so they can be invaluable in forging a full and lasting understanding of English grammar.

## Presenting the structure:

### By showing the meaning:

- visually (a picture or a video)
  - through a situation (tell a short story).
  - by giving examples

### By showing the form:

-by giving clear model - repeating -writing on the board

## Practicing the structure

### Mechanical drill through:

repetition - substitution

### Meaningful drill through:

Guided practice (complete)

## Producing the structure

- Free structure-based sentence (write the sentence in the correct order)
- Games (e.g. Bingo), dialogue, problem solving, Word puzzles.





# Teaching Vocabulary

## **Vocabulary is explained through:**

- Giving examples
- Miming (gestures )
- Visual aids ( pictures/ drawings)
- In meaningful contexts
- By giving definitions
- IN L1 (Arabic)

## **Don't forget to apply:**

- 1 - Choral & individual repetition of new words with the correct pronunciation
- 2 – Emphasize spelling of new words.



- 1 – Direct students' attention to the correct pronunciation of each sound.
- 2 – Develop students' ability to hear the sound in isolation and as part of a word.
- 3 - Sound in isolation and as part of a word.
- 4 - Students should practice writing the letters & words in class.

😊 Best of luck